



# **European Migration Network**

## Ad-Hoc Query on the number of short-stay visa during the period 2005-2009

Requested by NL EMN NCP on 9<sup>th</sup> March 2010

Compilation produced on April 8<sup>th</sup> 2010

### Responses from Belgium, Cyprus, Estonia, Finland, France, Germany, Greece, Latvia, Lithuania, Netherlands, Portugal, Slovak Republic, Spain, Sweden, United Kingdom (15 in Total)


*Disclaimer: The following responses have been provided primarily for the purpose of information exchange among EMN NCPs in the framework of the EMN. The contributing EMN NCPs have provided, to the best of their knowledge, information that is up-to-date, objective and reliable. Note, however, that the information provided does not necessarily represent the official policy of an EMN NCPs' Member State.*

#### **1. Background Information**

On a yearly basis the Ministry of Justice publishes a report about developments in the number of short-stay visa in the Netherlands. For this purpose, the Ministry of Justice is interested in comparing the number of short-stay visa during the period 2005-2009 with other European countries.







It would be very much appreciated if we could receive your answers by **25<sup>th</sup> March 2010**.

#### **2. Responses**

		Wider Dissemination?	<i>How many short-stay visa were granted at your embassies and at your border during the period 2005-2009?</i>
	<b>Belgium</b>	<b>Yes</b>	Number of short stay visas delivered by Belgian diplomatic posts <u>abroad</u> (embassies and consulates): 2005 : 137.485 2006 : 154.608 2007 : 187.220




EMN Ad-Hoc Query: Number of short-stay visa during the period 2005-2009

**Disclaimer:** The following responses have been provided primarily for the purpose of information exchange among EMN NCPs in the framework of the EMN. The contributing EMN NCPs have provided, to the best of their knowledge, information that is up-to-date, objective and reliable. Note, however, that the information provided does not necessarily represent the official policy of an EMN NCPs' Member State.

			2008 : 184.729 2009 : 167.526 Source: Federal Public Service Foreign Affairs, Foreign Trade and Development Cooperation																																	
	<b>Cyprus</b>	<b>Yes</b>	Cyprus has issued 173 696 visas in 2008 and 113 205 in 2009																																	
	<b>Estonia</b>	<b>Yes</b>	<table border="1"> <thead> <tr> <th></th> <th>2005</th> <th>2006</th> <th>2007</th> <th>2008</th> <th>2009</th> <th>2005-2009</th> </tr> </thead> <tbody> <tr> <td><b>Embassies</b></td> <td>103 095</td> <td>127 460</td> <td>110 561</td> <td>99 286</td> <td>94 009</td> <td>534 411</td> </tr> <tr> <td><b>Border</b></td> <td>56</td> <td>78</td> <td>16</td> <td>6</td> <td>2</td> <td>158</td> </tr> <tr> <td><b>TOTAL</b></td> <td><b>103 151</b></td> <td><b>127 538</b></td> <td><b>110 577</b></td> <td><b>99 292</b></td> <td><b>94 011</b></td> <td><b>431 418</b></td> </tr> </tbody> </table>							2005	2006	2007	2008	2009	2005-2009	<b>Embassies</b>	103 095	127 460	110 561	99 286	94 009	534 411	<b>Border</b>	56	78	16	6	2	158	<b>TOTAL</b>	<b>103 151</b>	<b>127 538</b>	<b>110 577</b>	<b>99 292</b>	<b>94 011</b>	<b>431 418</b>
	2005	2006	2007	2008	2009	2005-2009																														
<b>Embassies</b>	103 095	127 460	110 561	99 286	94 009	534 411																														
<b>Border</b>	56	78	16	6	2	158																														
<b>TOTAL</b>	<b>103 151</b>	<b>127 538</b>	<b>110 577</b>	<b>99 292</b>	<b>94 011</b>	<b>431 418</b>																														
	<b>Finland</b>	<b>Yes</b>	<table border="1"> <thead> <tr> <th></th> <th>2005</th> <th>2006</th> <th>2007</th> <th>2008</th> <th>2009</th> <th>2005-2009</th> </tr> </thead> <tbody> <tr> <td><b>Embassies</b></td> <td>421686</td> <td>569957</td> <td>704031</td> <td>792806</td> <td>784034</td> <td>3272514</td> </tr> <tr> <td><b>The Finnish Border Guard</b></td> <td>240</td> <td>254</td> <td>217</td> <td>194</td> <td>179</td> <td>1084</td> </tr> <tr> <td><b>Total</b></td> <td>421926</td> <td>570211</td> <td>704248</td> <td>793000</td> <td>784213</td> <td>3273598</td> </tr> </tbody> </table>							2005	2006	2007	2008	2009	2005-2009	<b>Embassies</b>	421686	569957	704031	792806	784034	3272514	<b>The Finnish Border Guard</b>	240	254	217	194	179	1084	<b>Total</b>	421926	570211	704248	793000	784213	3273598
	2005	2006	2007	2008	2009	2005-2009																														
<b>Embassies</b>	421686	569957	704031	792806	784034	3272514																														
<b>The Finnish Border Guard</b>	240	254	217	194	179	1084																														
<b>Total</b>	421926	570211	704248	793000	784213	3273598																														
	<b>France</b>	<b>Yes</b>	<p>Visas for France are only granted in French embassies abroad and not at the French border (since the foreigner needs to have a visa before entering the French territory). The total number of short-stay visas that you will find below only covers visas granted in embassies.</p> <p><b>Evolution of short-stay visas granted in recent years:</b></p> <table border="1"> <thead> <tr> <th></th> <th>2003</th> <th>2004</th> <th>2005</th> <th>2006</th> <th>2007</th> <th>2008</th> <th>2009</th> </tr> </thead> <tbody> <tr> <td><b>Total</b></td> <td>1 850 463</td> <td>1 895 831</td> <td>1 896 219</td> <td>1 879 319</td> <td>1 892 927</td> <td>1 789 594</td> <td>1 574 329</td> </tr> <tr> <td><b>Evolution over previous years</b></td> <td></td> <td>+ 2,5 %</td> <td>+ 0,02 %</td> <td>- 0,9 %</td> <td>+ 0,7 %</td> <td>- 5,5 %</td> <td>-12,0%</td> </tr> </tbody> </table>							2003	2004	2005	2006	2007	2008	2009	<b>Total</b>	1 850 463	1 895 831	1 896 219	1 879 319	1 892 927	1 789 594	1 574 329	<b>Evolution over previous years</b>		+ 2,5 %	+ 0,02 %	- 0,9 %	+ 0,7 %	- 5,5 %	-12,0%				
	2003	2004	2005	2006	2007	2008	2009																													
<b>Total</b>	1 850 463	1 895 831	1 896 219	1 879 319	1 892 927	1 789 594	1 574 329																													
<b>Evolution over previous years</b>		+ 2,5 %	+ 0,02 %	- 0,9 %	+ 0,7 %	- 5,5 %	-12,0%																													
	<b>Germany</b>	<b>Yes</b>	<table border="1"> <thead> <tr> <th></th> <th>2005</th> <th>2006</th> <th>2007</th> <th>2008</th> <th>2009</th> <th>2005-2009</th> </tr> </thead> <tbody> <tr> <td><b>C-Visa issued</b></td> <td>1.677.413</td> <td>1.774.682</td> <td>1.769.141</td> <td>1.750.805</td> <td>1.487.197</td> <td>8.459.238</td> </tr> </tbody> </table>							2005	2006	2007	2008	2009	2005-2009	<b>C-Visa issued</b>	1.677.413	1.774.682	1.769.141	1.750.805	1.487.197	8.459.238														
	2005	2006	2007	2008	2009	2005-2009																														
<b>C-Visa issued</b>	1.677.413	1.774.682	1.769.141	1.750.805	1.487.197	8.459.238																														
	<b>Greece</b>	<b>Yes</b>	<p>The number of short stay-visa granted at our borders during the period 2005- 2009 is as follows:</p> <p><b>2005: 8.836</b>  <b>2006: 8.559</b>  <b>2007: 10.145</b>  <b>2008: 11.913</b>  <b>2009: 11.876</b></p>																																	






EMN Ad-Hoc Query: Number of short-stay visa during the period 2005-2009

**Disclaimer:** The following responses have been provided primarily for the purpose of information exchange among EMN NCPs in the framework of the EMN. The contributing EMN NCPs have provided, to the best of their knowledge, information that is up-to-date, objective and reliable. Note, however, that the information provided does not necessarily represent the official policy of an EMN NCPs' Member State.

			Regarding the number of short-stay visa that was granted through our embassies, this kind of data is available through the relevant EU communications.						
	<b>Latvia</b>	<b>Yes</b>	Year	2005	2006	2007	2008	2009	2005-2009 total
			LR missions abroad	119931	146260	160565	129206	116373	672335
			LR border crossing points	1030	891	725	134	123	2903
			<b>Total</b>	<b>120961</b>	<b>147151</b>	<b>161290</b>	<b>129340</b>	<b>116496</b>	<b>675238</b>
	<b>Lithuania</b>	<b>Yes</b>	NB: The statistics divided by the type of visa and the entity which issued it can be provided only for the years 2008 and 2009. For 2005-2007 the distinction between national visa and short-stay visa cannot be made.						
			<b>Issuing institution</b>	<b>2005</b> short-stay and national visas)	<b>2006</b> short-stay and national visas)	<b>2007</b> short-stay and national visas)	<b>2008</b> (short-stay visas)	<b>2009</b> (short-stay visas)	
			<b>Diplomatic representations</b>	370 852	422 899	412 373	243 480	236 232	
			<b>Border crossing points</b>	3 224	2 643	3 143	2 553	1 855	
	<b>Netherlands</b>	<b>Yes</b>		<b>2005</b>	<b>2006</b>	<b>2007</b>	<b>2008</b>	<b>2009</b>	<b>2005-2009</b>
			<u>embassies</u>	331.811	365.111	385.208	364.015	329.576	1.775.721
			<u>border</u>	46.156	55.643	65.584	75.771	78.267	321.421
			<b>totaal</b>	<b>377.967</b>	<b>420.754</b>	<b>450.792</b>	<b>439.786</b>	<b>407.843</b>	<b>2.097.142</b>

EMN Ad-Hoc Query: Number of short-stay visa during the period 2005-2009

**Disclaimer:** The following responses have been provided primarily for the purpose of information exchange among EMN NCPs in the framework of the EMN. The contributing EMN NCPs have provided, to the best of their knowledge, information that is up-to-date, objective and reliable. Note, however, that the information provided does not necessarily represent the official policy of an EMN NCPs' Member State.

	Portugal	Yes	<p style="text-align: center;">SHORT-STAY VISA</p> <table border="1" data-bbox="539 357 1615 555"> <thead> <tr> <th>YEAR</th> <th>2005</th> <th>2006</th> <th>2007</th> <th>2008</th> <th>2009</th> </tr> </thead> <tbody> <tr> <td>Consular Visas</td> <td>75559</td> <td>91225</td> <td>102071</td> <td>101320</td> <td>105919</td> </tr> <tr> <td>Visas granted in Border Posts</td> <td>459</td> <td>479</td> <td>456</td> <td>1189</td> <td>1767</td> </tr> <tr> <td><b>Total</b></td> <td><b>76018</b></td> <td><b>91704</b></td> <td><b>102527</b></td> <td><b>102509</b></td> <td><b>107686</b></td> </tr> </tbody> </table>							YEAR	2005	2006	2007	2008	2009	Consular Visas	75559	91225	102071	101320	105919	Visas granted in Border Posts	459	479	456	1189	1767	<b>Total</b>	<b>76018</b>	<b>91704</b>	<b>102527</b>	<b>102509</b>	<b>107686</b>																
YEAR	2005	2006	2007	2008	2009																																												
Consular Visas	75559	91225	102071	101320	105919																																												
Visas granted in Border Posts	459	479	456	1189	1767																																												
<b>Total</b>	<b>76018</b>	<b>91704</b>	<b>102527</b>	<b>102509</b>	<b>107686</b>																																												
	Slovak Republic	Yes	<p>Short-term visas granted at the embassies of the Slovak Republic abroad:</p> <table border="1" data-bbox="539 600 1765 667"> <thead> <tr> <th>2005</th> <th>2006</th> <th>2007</th> <th>2008</th> <th>2009</th> </tr> </thead> <tbody> <tr> <td><b>133 211</b></td> <td><b>144 254</b></td> <td><b>96 474</b></td> <td><b>82 524</b></td> <td><b>65 615</b></td> </tr> </tbody> </table> <p>Short term visas granted at the border crossing points:</p> <table border="1" data-bbox="539 730 1765 798"> <thead> <tr> <th>2005</th> <th>2006</th> <th>2007</th> <th>2008</th> <th>2009</th> </tr> </thead> <tbody> <tr> <td><b>1789</b></td> <td><b>4274</b></td> <td><b>273</b></td> <td><b>11</b></td> <td><b>8</b></td> </tr> </tbody> </table> <p>Please kindly note that the Slovak Republic acceded to the Schengen on 21 December 2007, so the numbers for years 2005, 2006 and 2007 does not concern the issuance of the Schengen visas.</p>							2005	2006	2007	2008	2009	<b>133 211</b>	<b>144 254</b>	<b>96 474</b>	<b>82 524</b>	<b>65 615</b>	2005	2006	2007	2008	2009	<b>1789</b>	<b>4274</b>	<b>273</b>	<b>11</b>	<b>8</b>																				
2005	2006	2007	2008	2009																																													
<b>133 211</b>	<b>144 254</b>	<b>96 474</b>	<b>82 524</b>	<b>65 615</b>																																													
2005	2006	2007	2008	2009																																													
<b>1789</b>	<b>4274</b>	<b>273</b>	<b>11</b>	<b>8</b>																																													
	Spain	Yes	<table border="1" data-bbox="539 903 1464 975"> <thead> <tr> <th>YEAR</th> <th>2005</th> <th>2006</th> <th>2007</th> <th>2008</th> </tr> </thead> <tbody> <tr> <td><b>TOTAL</b></td> <td><b>626.462</b></td> <td><b>711.246</b></td> <td><b>745.771</b></td> <td><b>797.279</b></td> </tr> </tbody> </table> <p>*Data for 2009 are not yet available.</p>							YEAR	2005	2006	2007	2008	<b>TOTAL</b>	<b>626.462</b>	<b>711.246</b>	<b>745.771</b>	<b>797.279</b>																														
YEAR	2005	2006	2007	2008																																													
<b>TOTAL</b>	<b>626.462</b>	<b>711.246</b>	<b>745.771</b>	<b>797.279</b>																																													
	Sweden	Yes	<table border="1" data-bbox="539 1015 1704 1150"> <thead> <tr> <th></th> <th>2005</th> <th>2006</th> <th>2007</th> <th>2008</th> <th>2009</th> <th>2005-2009</th> </tr> </thead> <tbody> <tr> <td>Embassies</td> <td>169 758</td> <td>189 331</td> <td>202 271</td> <td>210 087</td> <td>173 664</td> <td>945 111</td> </tr> <tr> <td>Border</td> <td>1 581</td> <td>1 667</td> <td>1 810</td> <td>2 145</td> <td>2 369</td> <td>9 572</td> </tr> <tr> <td><b>Total</b></td> <td><b>171 339</b></td> <td><b>190 998</b></td> <td><b>204 081</b></td> <td><b>212 232</b></td> <td><b>176 033</b></td> <td><b>954 683</b></td> </tr> </tbody> </table>								2005	2006	2007	2008	2009	2005-2009	Embassies	169 758	189 331	202 271	210 087	173 664	945 111	Border	1 581	1 667	1 810	2 145	2 369	9 572	<b>Total</b>	<b>171 339</b>	<b>190 998</b>	<b>204 081</b>	<b>212 232</b>	<b>176 033</b>	<b>954 683</b>												
	2005	2006	2007	2008	2009	2005-2009																																											
Embassies	169 758	189 331	202 271	210 087	173 664	945 111																																											
Border	1 581	1 667	1 810	2 145	2 369	9 572																																											
<b>Total</b>	<b>171 339</b>	<b>190 998</b>	<b>204 081</b>	<b>212 232</b>	<b>176 033</b>	<b>954 683</b>																																											
	United Kingdom	Yes	<p>Visas Issued for 3 months or less 2005 – 2009 by category</p> <table border="1" data-bbox="539 1222 2159 1428"> <thead> <tr> <th rowspan="2">Issued</th> <th colspan="5">AppYear</th> <th rowspan="2">Grand Total</th> </tr> <tr> <th>2005</th> <th>2006</th> <th>2007</th> <th>2008</th> <th>2009</th> </tr> </thead> <tbody> <tr> <td>Endorsemen Category</td> <td></td> <td></td> <td></td> <td></td> <td></td> <td></td> </tr> <tr> <td>EEA Family Permits</td> <td>15</td> <td>175</td> <td>32</td> <td>12</td> <td>9</td> <td>243</td> </tr> <tr> <td>Family Visit</td> <td>3,928</td> <td>2,270</td> <td>1,160</td> <td>710</td> <td>447</td> <td>8,515</td> </tr> <tr> <td>Other Non Settlement</td> <td>7,846</td> <td>7,356</td> <td>8,426</td> <td>10,131</td> <td>1,889</td> <td>35,648</td> </tr> </tbody> </table>							Issued	AppYear					Grand Total	2005	2006	2007	2008	2009	Endorsemen Category							EEA Family Permits	15	175	32	12	9	243	Family Visit	3,928	2,270	1,160	710	447	8,515	Other Non Settlement	7,846	7,356	8,426	10,131	1,889	35,648
Issued	AppYear					Grand Total																																											
	2005	2006	2007	2008	2009																																												
Endorsemen Category																																																	
EEA Family Permits	15	175	32	12	9	243																																											
Family Visit	3,928	2,270	1,160	710	447	8,515																																											
Other Non Settlement	7,846	7,356	8,426	10,131	1,889	35,648																																											

EMN Ad-Hoc Query: Number of short-stay visa during the period 2005-2009

**Disclaimer:** The following responses have been provided primarily for the purpose of information exchange among EMN NCPs in the framework of the EMN. The contributing EMN NCPs have provided, to the best of their knowledge, information that is up-to-date, objective and reliable. Note, however, that the information provided does not necessarily represent the official policy of an EMN NCPs' Member State.

			Other Visitor	35,172	41,221	37,359	33,010	22,235	168,997
			PBS Tier 1				17	60	77
			PBS Tier 2				4	806	810
			PBS Tier 4		-	-	2	4,853	4,855
			PBS Tier 5				2	4,041	4,043
			Settlement	412	1,100	471	603	463	3,049
			Student	7,226	5,823	27,564	5,128	1,161	46,902
			Transit	7,535	8,938	13,545	14,524	12,373	56,915
			Work permit	5,960	5,604	4,943	4,155	344	21,006
			Working Holiday Maker	8	5	4	-	-	17
			<b>Grand Total</b>	<b>68,102</b>	<b>72,492</b>	<b>93,504</b>	<b>68,298</b>	<b>48,681</b>	<b>351,077</b>