



European Migration Network

Ad-Hoc Query on the Main Countries of Origin of Asylum Seekers

Requested by SK EMN NCP on 12 February 2009

Responses from [BE](#), [BG](#), [CZ](#), [DE](#), [EE](#), [IE](#), [ES](#), [FR](#), [LV](#), [LT](#), [HU](#), [MT](#), [NL](#), [AT](#), [PL](#), [SI](#), [SK](#), [FI](#), [SE](#), [UK](#) (20 in Total)

Compilation as of 18 May 2009


WIDER DISSEMINATION

Disclaimer: The following responses have been provided for the purpose of information exchange among EMN NCPs in the framework of the EMN. This information, therefore, reflects the opinions and views of the contributing EMN NCPs, but does not necessarily represent the official policy of an EMN NCPs' Member State.

1. Background Information


The Migration Office of the Slovak Republic, an organization unit of the Ministry of Interior, responsible for the provision of comprehensive care for foreign nationals needing some form of international protection (asylum, subsidiary protection) requests the information on the main countries of origin of asylum seekers over the past three years. The information is to be used in order to identify partners in Member States for the exchange up-to-date information and expertise in the field of asylum.

2. Responses

		Wider Dissemination? ¹	<i>Ad-hoc Query 1: Which were the <u>five</u> main countries of origin of asylum seekers over the <u>past three years (2006, 2007, 2008)</u>? Could you please also indicate the numbers of asylum seekers per each country of origin?</i>
	Belgium	YES	2008



EMN Ad-Hoc Query on the Main Countries of Origin of Asylum Seekers

Disclaimer: The following responses have been provided for the purpose of information exchange among EMN NCPs in the framework of the EMN. This information, therefore, reflects the opinions and views of the contributing EMN NCPs, but does not necessarily represent the official policy of an EMN NCPs' Member State.

			<p>Russia 1.620 Iraq 1.070 Afghanistan 879 Guinee 661 Iran 614</p> <p>Total asylum applications 12.252</p> <p>2007 Russia 1.436 Serbia-Montenegro 1.219 Iraq 825 DR Congo 716 Afghanistan 696</p> <p>Total asylum applications 11.115</p> <p>2006 Russia 1.582 DR Congo 843 Serbia-Montenegro 778 Iraq 695 Iran 631</p> <p>Total asylum applications 11.587</p> <p>Source : Office of the Commissioner-general on refugees and stateless persons; www.cgvs.be Note : the numbers represent applications 'at the counter', accompanying children not included</p>
	Bulgaria	YES	<p>2008 Iraq - 350 persons Armenia - 70 persons Stateless - 67 persons Afghanistan - 55 persons Syrian A.R. - 20 persons</p> <p>2007</p>




EMN Ad-Hoc Query on the Main Countries of Origin of Asylum Seekers

Disclaimer: The following responses have been provided for the purpose of information exchange among EMN NCPs in the framework of the EMN. This information, therefore, reflects the opinions and views of the contributing EMN NCPs, but does not necessarily represent the official policy of an EMN NCPs' Member State.

			<p>Iraq - 533 persons Stateless - 80 persons Afghanistan - 77 persons Armenia - 64 persons Iran - 33 persons</p> <p>2006 Afghanistan - 292 persons Iraq - 71 persons Armenia - 68 persons Iran - 31 persons Nigeria - 20 persons</p>																																																	
	Czech Republic	YES	<p>The five main countries of origin of asylum seekers and the numbers of applications are as follows:</p> <table border="1"> <thead> <tr> <th></th> <th colspan="2">2006</th> <th colspan="2">2007</th> <th colspan="2">2008</th> </tr> </thead> <tbody> <tr> <td>1.</td> <td>Ukraine</td> <td>571</td> <td>Ukraine</td> <td>293</td> <td>Ukraine</td> <td>321</td> </tr> <tr> <td>2.</td> <td>Egypt</td> <td>422</td> <td>Turkey</td> <td>213</td> <td>Turkey</td> <td>251</td> </tr> <tr> <td>3.</td> <td>Kazakhstan</td> <td>236</td> <td>Mongolia</td> <td>160</td> <td>Mongolia</td> <td>193</td> </tr> <tr> <td>4.</td> <td>Belarus</td> <td>174</td> <td>Belarus</td> <td>130</td> <td>Vietnam</td> <td>108</td> </tr> <tr> <td>5.</td> <td>Russia</td> <td>171</td> <td>Russia</td> <td>99</td> <td>Belarus</td> <td>79</td> </tr> <tr> <td></td> <td></td> <td></td> <td></td> <td></td> <td>Russia</td> <td>79</td> </tr> </tbody> </table>		2006		2007		2008		1.	Ukraine	571	Ukraine	293	Ukraine	321	2.	Egypt	422	Turkey	213	Turkey	251	3.	Kazakhstan	236	Mongolia	160	Mongolia	193	4.	Belarus	174	Belarus	130	Vietnam	108	5.	Russia	171	Russia	99	Belarus	79						Russia	79
	2006		2007		2008																																															
1.	Ukraine	571	Ukraine	293	Ukraine	321																																														
2.	Egypt	422	Turkey	213	Turkey	251																																														
3.	Kazakhstan	236	Mongolia	160	Mongolia	193																																														
4.	Belarus	174	Belarus	130	Vietnam	108																																														
5.	Russia	171	Russia	99	Belarus	79																																														
					Russia	79																																														
	Germany	YES	<p>2006 Serbia and Montenegro: 3182 asylum seekers Iraq: 2117 Turkey: 1949 Russian Federation: 1040 Viet Nam: 990</p> <p>2007 Iraq: 4327 Serbia: 1996 Turkey: 1437 Viet Nam: 987 Russian Federation: 772</p> <p>2008 Iraq: 6836</p>																																																	



EMN Ad-Hoc Query on the Main Countries of Origin of Asylum Seekers

Disclaimer: The following responses have been provided for the purpose of information exchange among EMN NCPs in the framework of the EMN. This information, therefore, reflects the opinions and views of the contributing EMN NCPs, but does not necessarily represent the official policy of an EMN NCPs' Member State.

			Turkey: 1408 Viet Nam: 1042 Kosovo: 879 Iran (Islamic Rep.): 815
	Estonia	YES	In 2006 Estonia had in total 7 asylum seekers: 4 from Russia, 1 from Turkey, 1 from Nigeria, 1 from Cameroon. In 2007 Estonia had in total 14 asylum seekers: 7 from Byelorussia, 4 from Sri Lanka, 3 from Russia. In 2008 Estonia had in total 14 asylum seekers: 4 form Byelorussia, 3 from Russia, 2 form Georgia, 1 from Iraq, 1 form Nigeria, 1 from Senegal, 1 form Turkey and 1 from Ukraine.
	Ireland	YES	2006 Nigeria: 1038 Sudan: 308 Romania: 289 Iraq: 215 Iran: 205 2007 Nigeria: 1028 Iraq: 285 China: 259 Pakistan: 185 Georgia: 174 2008 Nigeria: 1009 Pakistan: 237 Iraq: 203 Georgia: 181 China: 180 Source: http://www.orac.ie
	Spain	YES	2006 Colombia: 2.239 Nigeria: 632 Morocco: 281 Ivory Coast: 236 Algeria: 230


EMN Ad-Hoc Query on the Main Countries of Origin of Asylum Seekers

Disclaimer: The following responses have been provided for the purpose of information exchange among EMN NCPs in the framework of the EMN. This information, therefore, reflects the opinions and views of the contributing EMN NCPs, but does not necessarily represent the official policy of an EMN NCPs' Member State.


			<p>2007 Colombia. 2,498 Iraq: 1598 Nigeria: 680 Ivory Coast: 336 Morocco: 263.</p> <p>2008 Applications: Not Available</p>
	France	YES	<p>The reply of the French NCP:</p> <p>In 2006 the main 5 countries of origin of asylum seekers (including accompanied minors and repeat applications) were: Turkey : 4164 Sri Lanka : 3629 Serbia & Montenegro (former) : 3352 Democratic Republic of Congo : 3152 Russian Federation : 2561</p> <p>In 2007 the main 5 countries of origin of asylum seekers (including accompanied minors and repeat applications) were : Russian Federation : 3511 Sri Lanka : 3371 Serbia : 3342 Turkey : 3053 Democratic Republic of Congo : 2543</p> <p>In 2008 the main 5 countries of origin of asylum seekers (including accompanied minors and repeat applications) were : - provisional figures - Russian Federation : 3807 Serbia + Kosovo : 3456 Mali : 3347 Sri Lanka : 3312 Democratic Republic of Congo : 2868</p>
	Latvia	YES	<p>2006 Russian Federation: 4 Afghanistan: 1 Belarus: 1 Georgia: 1</p>

EMN Ad-Hoc Query on the Main Countries of Origin of Asylum Seekers

Disclaimer: The following responses have been provided for the purpose of information exchange among EMN NCPs in the framework of the EMN. This information, therefore, reflects the opinions and views of the contributing EMN NCPs, but does not necessarily represent the official policy of an EMN NCPs' Member State.





			<p>Kyrgyzstan: 1</p> <p>2007 Bangladesh: 6 Armenia: 4 Azerbaijan: 4 Russian Federation: 3 Iraq: 2</p> <p>2008 Georgia:17 Afghanistan:10 Russian Federation:5 Syria: 3 Sri Lanka: 2 Bangladesh: 2 Cuba: 2</p>
	<p>Lithuania</p>	<p>YES</p>	<p>2006</p> <ol style="list-style-type: none"> 1. Russia – 369 2. Afghanistan – 23 3. Byelorussia – 7 4. Pakistan – 7 5. Ghana – 6 6. Uzbekistan – 6 <p>2007</p> <ol style="list-style-type: none"> 1. Russia – 366 2. Afghanistan – 22 3. Georgia – 13 4. Byelorussia – 7 5. Stateless – 7 <p>2008</p> <ol style="list-style-type: none"> 1. Russia – 415 2. Afghanistan – 16 3. Byelorussia – 15 4. Uzbekistan – 12

Disclaimer: The following responses have been provided for the purpose of information exchange among EMN NCPs in the framework of the EMN. This information, therefore, reflects the opinions and views of the contributing EMN NCPs, but does not necessarily represent the official policy of an EMN NCPs' Member State.

			5. Georgia – 9																																				
	Hungary	YES	<table border="1"> <thead> <tr> <th colspan="2">2006</th> </tr> </thead> <tbody> <tr> <td>Total:</td> <td>2117</td> </tr> <tr> <td>1. Vietnamese</td> <td>406</td> </tr> <tr> <td>2. Serbian-Montenegrin</td> <td>384</td> </tr> <tr> <td>3. Chinese</td> <td>275</td> </tr> <tr> <td>4. Georgian</td> <td>175</td> </tr> <tr> <td>5. Nigerian</td> <td>109</td> </tr> </tbody> </table> <table border="1"> <thead> <tr> <th colspan="2">2007</th> </tr> </thead> <tbody> <tr> <td>Total:</td> <td>3419</td> </tr> <tr> <td>1. Serbian-Montenegrin</td> <td>911</td> </tr> <tr> <td>2. Vietnamese</td> <td>862</td> </tr> <tr> <td>3. Chinese</td> <td>417</td> </tr> <tr> <td>4. Iraqi</td> <td>136</td> </tr> <tr> <td>5. Georgian</td> <td>131</td> </tr> </tbody> </table> <table border="1"> <thead> <tr> <th colspan="2">2008</th> </tr> </thead> <tbody> <tr> <td>Total:</td> <td>3118</td> </tr> <tr> <td>1. Kosovar</td> <td>1266</td> </tr> <tr> <td>2. Serbian</td> <td>327</td> </tr> </tbody> </table>	2006		Total:	2117	1. Vietnamese	406	2. Serbian-Montenegrin	384	3. Chinese	275	4. Georgian	175	5. Nigerian	109	2007		Total:	3419	1. Serbian-Montenegrin	911	2. Vietnamese	862	3. Chinese	417	4. Iraqi	136	5. Georgian	131	2008		Total:	3118	1. Kosovar	1266	2. Serbian	327
2006																																							
Total:	2117																																						
1. Vietnamese	406																																						
2. Serbian-Montenegrin	384																																						
3. Chinese	275																																						
4. Georgian	175																																						
5. Nigerian	109																																						
2007																																							
Total:	3419																																						
1. Serbian-Montenegrin	911																																						
2. Vietnamese	862																																						
3. Chinese	417																																						
4. Iraqi	136																																						
5. Georgian	131																																						
2008																																							
Total:	3118																																						
1. Kosovar	1266																																						
2. Serbian	327																																						


EMN Ad-Hoc Query on the Main Countries of Origin of Asylum Seekers

Disclaimer: The following responses have been provided for the purpose of information exchange among EMN NCPs in the framework of the EMN. This information, therefore, reflects the opinions and views of the contributing EMN NCPs, but does not necessarily represent the official policy of an EMN NCPs' Member State.

			3. Pakistani	246																																																
			4. Somali	185																																																
			5. Georgian	165																																																
	Malta	YES	<table border="1"> <thead> <tr> <th colspan="6">Five main countries of origin of asylum seekers in Malta</th> </tr> <tr> <th></th> <th></th> <th>2006</th> <th></th> <th>2007</th> <th>2008</th> </tr> </thead> <tbody> <tr> <td>1</td> <td>ERITREA</td> <td>391</td> <td>SOMALIA</td> <td>585</td> <td>SOMALIA</td> <td>1048</td> </tr> <tr> <td>2</td> <td>SOMALIA</td> <td>208</td> <td>ERITREA</td> <td>339</td> <td>IVORY COAST</td> <td>261</td> </tr> <tr> <td>3</td> <td>SUDAN</td> <td>181</td> <td>IVORY COAST</td> <td>77</td> <td>NIGERIA</td> <td>211</td> </tr> <tr> <td>4</td> <td>ETHIOPIA</td> <td>125</td> <td>SUDAN</td> <td>76</td> <td>MALI</td> <td>210</td> </tr> <tr> <td>5</td> <td>NIGER</td> <td>75</td> <td>ETHIOPIA</td> <td>73</td> <td>ERITREA</td> <td>175</td> </tr> </tbody> </table>			Five main countries of origin of asylum seekers in Malta								2006		2007	2008	1	ERITREA	391	SOMALIA	585	SOMALIA	1048	2	SOMALIA	208	ERITREA	339	IVORY COAST	261	3	SUDAN	181	IVORY COAST	77	NIGERIA	211	4	ETHIOPIA	125	SUDAN	76	MALI	210	5	NIGER	75	ETHIOPIA	73	ERITREA	175
Five main countries of origin of asylum seekers in Malta																																																				
		2006		2007	2008																																															
1	ERITREA	391	SOMALIA	585	SOMALIA	1048																																														
2	SOMALIA	208	ERITREA	339	IVORY COAST	261																																														
3	SUDAN	181	IVORY COAST	77	NIGERIA	211																																														
4	ETHIOPIA	125	SUDAN	76	MALI	210																																														
5	NIGER	75	ETHIOPIA	73	ERITREA	175																																														
	Netherlands	YES	<p>2006 – NUMBERS ONLY AVAILABLE FROM AUG_DEC:</p> <ol style="list-style-type: none"> Somalia (688) Iraq (528) Unknown (105) Nigeria (78) Afghanistan (73) <p>2007:</p> <ol style="list-style-type: none"> Iraq (2.004) Somalia (1.875) China (242) Unknown (218) Iran (187) <p>2008:</p> <ol style="list-style-type: none"> Iraq (5.027) Somalia (3.842) China (557) Afghanistan (395) Iran (322) 																																																	
	Austria	NO	"This EMN NCP has provided a response to the requesting EMN NCP. However they have requested that it is not disseminated further."																																																	
	Poland	YES	<p>2006</p> <p>Russia 6,405</p> <p>Byelorussia 70</p>																																																	



EMN Ad-Hoc Query on the Main Countries of Origin of Asylum Seekers

Disclaimer: The following responses have been provided for the purpose of information exchange among EMN NCPs in the framework of the EMN. This information, therefore, reflects the opinions and views of the contributing EMN NCPs, but does not necessarily represent the official policy of an EMN NCPs' Member State.

			<p>Pakistan 66 Ukraine 60 Armenia 48</p> <p>2007 Russia 9,239 Byelorussia 83 Pakistan 61 Sri Lanka 57 Ukraine 55</p> <p>2008 Russia 7,760 Georgia 71 Iraq 70 Vietnam 65 Byelorussia 58</p>
	Slovenia	YES	<p>2008 Turkey: 75 Serbia: 58 Kosovo: 23 Bosnia and Herzegovina: 16 Iran: 12</p> <p>2007 Serbia: 208 Turkey: 39 Albania: 19 FYROM: 18 Bosnia and Herzegovina: 16</p> <p>2006 Serbia and Montenegro: 279 Turkey: 65 Bosnia and Herzegovina: 49 Albania: 32 FYROM: 27</p>



EMN Ad-Hoc Query on the Main Countries of Origin of Asylum Seekers

Disclaimer: The following responses have been provided for the purpose of information exchange among EMN NCPs in the framework of the EMN. This information, therefore, reflects the opinions and views of the contributing EMN NCPs, but does not necessarily represent the official policy of an EMN NCPs' Member State.

	Slovak Republic	YES	<p>2006 India: 727 Russian Federation: 463 Moldova: 385 Georgia: 209 Iraq: 206</p> <p>2007 Pakistan: 650 India: 619 Russian Federation: 307 Moldova: 208 Georgia: 134</p> <p>2008 Georgia: 119 Moldova: 113 Pakistan: 109 Russian Federation: 100 India: 88</p>
	Finland	YES	<p>2006 1. Bulgaria 463 2. Serbia 286 (incl. nationals of Serbia, Serbia-Montenegro, Yugoslavia, the Socialist Federal Republic of Yugoslavia) 3. Iraq 225 4. Russia 176 5. Afghanistan 97</p> <p>2007 1. Iraq 307 2. Russia 171 3. Serbia 142 (incl. nationals of Serbia, Serbia-Montenegro, Yugoslavia, the Socialist Federal Republic of Yugoslavia) 4. Somalia 81 5. Iran 78</p> <p>2008 1. Iraq 1255</p>

EMN Ad-Hoc Query on the Main Countries of Origin of Asylum Seekers

***Disclaimer:** The following responses have been provided for the purpose of information exchange among EMN NCPs in the framework of the EMN. This information, therefore, reflects the opinions and views of the contributing EMN NCPs, but does not necessarily represent the official policy of an EMN NCPs' Member State.*

			2. Somalia 1181 3. Afghanistan 254 4. Russia 209 5. Iran 144																																																		
	Sweden	YES	<p>2006 Iraq 8951 asylum seekers Serbia 1760 Somalia 1066 Stateless 815 Russia 755</p> <p>2007 Iraq 18559 asylum seekers Somalia 3349 Serbia 2500 Stateless 1312 Eritrea 878</p> <p>2008 Iraq 6083 asylum seekers Somalia 3361 Stateless 1051 Kosovo 1031 Serbia 958</p>																																																		
	United Kingdom	YES	<p>Top five asylum applicant nationalities, excluding dependants (1) (2) (3)</p> <table border="1"> <thead> <tr> <th colspan="2">2005</th> <th colspan="2">2006</th> <th colspan="2">2007 (P)</th> </tr> </thead> <tbody> <tr> <td>Iran</td> <td>3,150</td> <td>Eritrea</td> <td>2,585</td> <td>Afghanistan</td> <td>2,500</td> </tr> <tr> <td>Somalia</td> <td>1,760</td> <td>Afghanistan</td> <td>2,400</td> <td>Iran</td> <td>2,210</td> </tr> <tr> <td>Eritrea</td> <td>1,760</td> <td>Iran</td> <td>2,375</td> <td>China</td> <td>2,100</td> </tr> <tr> <td>China</td> <td>1,730</td> <td>China</td> <td>1,945</td> <td>Iraq</td> <td>1,825</td> </tr> <tr> <td>Afghanistan</td> <td>1,580</td> <td>Somalia</td> <td>1,845</td> <td>Eritrea</td> <td>1,810</td> </tr> <tr> <td>Other nationalities</td> <td>15,735</td> <td>Other nationalities</td> <td>12,460</td> <td>Other nationalities</td> <td>12,985</td> </tr> <tr> <td>Total</td> <td>25,710</td> <td>Total</td> <td>23,610</td> <td>Total</td> <td>23,430</td> </tr> </tbody> </table> <p>(1) Figures rounded to the nearest 5. (P) Provisional figures.</p>			2005		2006		2007 (P)		Iran	3,150	Eritrea	2,585	Afghanistan	2,500	Somalia	1,760	Afghanistan	2,400	Iran	2,210	Eritrea	1,760	Iran	2,375	China	2,100	China	1,730	China	1,945	Iraq	1,825	Afghanistan	1,580	Somalia	1,845	Eritrea	1,810	Other nationalities	15,735	Other nationalities	12,460	Other nationalities	12,985	Total	25,710	Total	23,610	Total	23,430
2005		2006		2007 (P)																																																	
Iran	3,150	Eritrea	2,585	Afghanistan	2,500																																																
Somalia	1,760	Afghanistan	2,400	Iran	2,210																																																
Eritrea	1,760	Iran	2,375	China	2,100																																																
China	1,730	China	1,945	Iraq	1,825																																																
Afghanistan	1,580	Somalia	1,845	Eritrea	1,810																																																
Other nationalities	15,735	Other nationalities	12,460	Other nationalities	12,985																																																
Total	25,710	Total	23,610	Total	23,430																																																

EMN Ad-Hoc Query on the Main Countries of Origin of Asylum Seekers

Disclaimer: The following responses have been provided for the purpose of information exchange among EMN NCPs in the framework of the EMN. This information, therefore, reflects the opinions and views of the contributing EMN NCPs, but does not necessarily represent the official policy of an EMN NCPs' Member State.
